SNK

NEO·GEO SYSTEM "SAMURAI SHODOWN2" INSTRUCTION MANUAL

SAMURAI SHODOWN2

ROM CARTRIDGE



SAMURAI SHODOWN 2

A Few Words of ARIGATO

Humble thanks for your purchase of "Samurai Shodown Ⅱ: Haohmaru in the Underworld." Before beginning this slicefest, please take time to read through the user's manual to fully understand the test that lies before you. During breaks in between battles, you may want to look at the manual again. It may just save your life!

INDEX

4 .....NOTES ON USAGE
7 .....USING THE CONTROLLER / GAME SCREEN INDEX
8 .....OPTIONS
9 .....BEGINNING PLAY
10.....BASIC MOVES
12.....2-PLAYER BATTLES / CONTINUE PLAY / ITEMS
13.....THE RAGE GAUGE
14.....BATTLE RULES
15.....CHARACTER DESCRIPTIONS AND METHODS OF MAYHEM



WARNING

To get the most enjoyment out of this and other NEO GEO video games, we encourage you to follow the suggestions below.

●Be sure to take a break at least once every hour. When you are very tired or are sick, it is best to refrain from playing until your body has returned to normal.

●Be sure to play video games in a bright environment at a healthy distance from the television screen.

[EPILEPSY WARNING]

Please read before playing the NEO GEO system

●The perception of certain flashing light patterns, bright light patterns or auditory sound patterns, commonly found in our daily environment, as viewed or heard by a small segment of the population, can lead to epileptic seizures. If you have an epileptic condition, please consult your physician before playing video games. Individuals who have not experienced any previous seizures may have an undetected epileptic condition. If you experience any of the following symptoms while playing video games, consult your physician : involuntary muscle contractions, auditory seizures, altered vision, mental confusion, disorientation and convulsions.

AVERTISSEMENT

PRECAUTIONS A PRENDRE DANS TOUS LES CAS POUR L'UTILISATION D'UN JEU VIDÉO

- Ne vous tenez pas trop prés de l'écran
- Jouez à bonne distance de l'écran de télévision et aussi loin que le permet le cordon de raccordement
- Utilisez de préférence les jeux vidéo sur un écran de petite taille
- Évitez de jouer si vous êtes fatigué ou si vous manquez de sommeil
- Assurez-vous que vous jouez dans une pièce bien éclairée
- En cours d'utilisation,faites des pauses de dix à quinze minutes toutes les heures

[AVERTISSEMENT SUR L'EPILEPSIE]

A lire avant toute utilisation d'un jeu vidéo par vous-même ou votre enfant

Certaines personnes sont susceptibles de faire des crises d'épilepsie ou d'avoir des pertes de conscience à la vue de certains types de lumières clignotantes ou d'éléments fréquents dans notre environnement quotidien. Ces personnes s'exposent à des crises lorsqu'elles regardent certaines images télévisées ou qu'elles jouent à certains jeux vidéo. Ces phénomènes peuvent apparaître alors même que le sujet n'a pas d'antécédent médical ou n'a jamais été confronté à une crise d'épilepsie. Si vous-même ou un membre de votre famille avez déjà présenté des symptômes liés à l'épilepsie (crise ou perte de conscience) en présence de stimulations lumineuses, veuillez consulter votre médecin avant toute utilisation. Nous conseillons aux parents d'être attentifs à leurs enfants lorsqu'ils jouent avec des jeux vidéo. Si vous-même ou votre enfant présentez un des symptômes suivants : vertige, trouble de la vision, contraction des yeux ou des muscles, perte de conscience, trouble de l'orientation, mouvement involontaire ou convulsion, veuillez immédiatement cesser de jouer et consulter un médecin.



SAMURAI SHODOWN II USER'S MANUAL

SAMURAI SHODOWN2

MEMORY CARD FUNCTION

LOAD & SAVE, INTIALIZATION

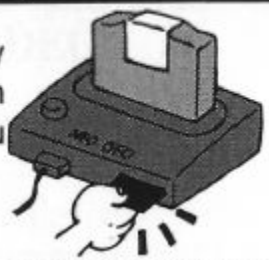

Using MEMORY CARD (sold separetely) you can easily SAVE and LOAD data of the game. This function enables you to restart your game from the stage you left off, instead of starting from the beginning

■TO LOAD

Insert the MEMORY CARD into the memory card slot on the NEO·GEO system. "LOAD DATA" appears on the screen before the start of the game. Select "YES" with the joystick and confirm with the "A" button.

■TO SAVE

Insert the MEMORY CARD into the memory card slot on the NEO·GEO system. After playing the game, "SAVE DATA" appears on the screen. Select "YES" with the joystick and confirm with the "A" button.

※Note that previous data will be deleted when new data of the same title is saved.

■INITIALIZATION

Note that the NEO·GEO MEMORY CARD must be initialized using the NEO·GEO HOME SYSTEM before it can be used.

①Install any NEO·GEO game cartridge into the NEO·GEO HOME SYSTEM and turn the power on.



②Push the "Reset" button on the console while holding down A, B, C, & D button on the 1P controller.

③When "MEMORY CARD UTILITY MENU" appears on the screen, select "INITIALIZATION" and follow the on-screen instructions.

④Press "A" button when completed.

NOTES ON USING MEMORY CARD

- A NEO·GEO game cartridge is necessary when SAVE & LOAD data on the MEMORY CARD.
- Do not remove the MEMORY CARD or geme cartridge from the console during LOAD or SAVE. Do not turn off the power until LOAD or SAVE is completed.
- Make sure that the MEMORY CARD is inserted into slot with the markings matching the console.
- IC cards other then NEO·GEO CARDS are invalid for use on the NEO·GEO SYSTEM. Use NEO·GEO MEMORY CARDS designed for NEO·GEO SYSTEM

NOTES ON USING CARTRIGE

- This cartridge is compatible only with NEO·GEO HOME SYSTEM.
- Please trun the machine OFF before inserting or removing the game cartridge.
- Do not expose this cartridge to extreme temperatures or severe shock. Never attempt to take this cartridge apart as it may damage the sensitive components within.
- Exposing the cartridge to water or dirt may result in damage to the cartridge.
- Cleaners such as thinner, benzine, or alcohol should not be used this cartridge.
- When not in use, disconnect the console from its power source.
- Do not connect NEO·GEO HOME SYSTEM to a Projection TV. It might cause burn on the screen.



SAMURAI SHODOWN2

Many years after Amakusa's defeat...
One night, as Haohmaru passed along a dilapidated path, he was attacked from behind. "Haohmaru, I'm going to take your soul away to HIM! Now!"
"Never!" Haohmaru immediately launched a counterattack and cought the attacker. "Who made you do this?"
"....."
"Out with it!!"
"...for the resurrection of Ambrosia..."
"What? Then, Amakusa's not dead...? Or could it be?"
True, the Dark Ambrosia, who made a puppet of Amakusa, had not yet resigned from his desire to resurrect from the underworld. What will be the outcome of his story this time...?

USING THE CONTROLLER

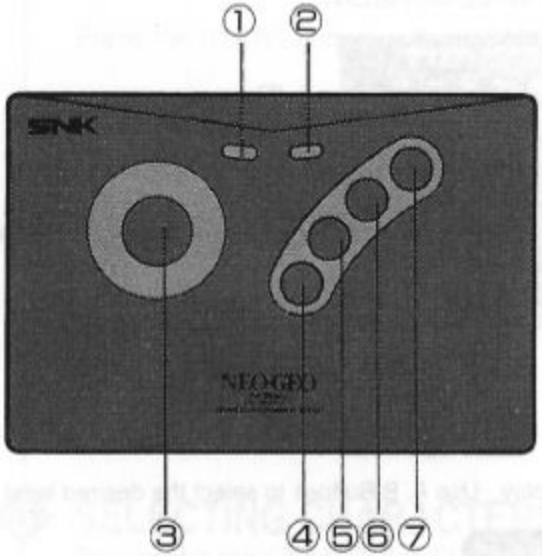

①SELECT BUTTON
Press to PAUSE game play. Pressing the button a second time resumes game play.

②START BUTTON
Press to START game. During game play, press the START button on the second controller for 2-Player Battles.

③CONTROL LEVER
Used to move characters during game play.

④A BUTTON
Press for light slashes or punches.

⑤B BUTTON
Used for medium slashes or punches.

⑥C BUTTON
Used for light kicks.

⑦D BUTTON
Used for medium kicks.

A + B Buttons
Used for strong slashes and punches.

C + B Buttons
Used for strong kicks.

GAME INDEX



①Score
②Life meter
③Character name
④Time remaining
⑤Victory sign
⑥Rage gauge
(See p.13 for more details.)

OPTIONS

Pressing the START BUTTON on the Player 1 controller or pressing both buttons on the Player 1 and Player 2 controllers will call up the TITLE SCREEN. Move the cursor up or down to the OPTION title and press the A Button to call up the OPTION SCREEN. Use Joystick to select item and A, B Button to set. After selections, move the cursor to the EXIT title and return to the TITLE SCREEN.



①LEVEL SELECT

Choose from 8 levels of difficulty during 1 Player play. Use A, B Buttons to select the desired level.

Game Level

LOW ◀ 1 2 3 4 5 6 7 8 ▶ HIGH

(The higher the number, the higher the difficulty.)

②OPTION SELECT

Select from three languages, Japanese, English or Spanish by A, B Buttons. In the English and Spanish versions, when the rage gauge reaches full, special METHODS OF MAYHEM will be shown at the bottom of the screen.

※ See p. 13 for more details on the rage gauge and Super Samurai Slices.

③RAGE GAUGE Setting

Sets the RAGE GAUGE during game play. Select from NORMAL or MAXIMUM settings by A,B Buttons. This setting has no effect during 2-PLAYER BATTLES.

※ See p. 13 for more details on the RAGE GAUGE.

BEGINNING PLAY

1 TITLE ANIMATION

Press the START button on the CONTROLLER.

☆Selecting DATA LOAD SCREEN

2 TITLE SCREEN

Select GAME START by moving the cursor up or down and press the A BUTTON.

3 SELECTING CHARACTERS

By moving the CONTROL LEVER, select one of the 15 characters with the cursor and press the A BUTTON. For 2-Player Battles, repeat the same steps using the 2-Player control. Both players are able to choose the same character.



4 Start the Game!!!

☆Loading GAME DATA.

When using the NEO GEO MEMORY CARD (sold separately), press the START BUTTON at the TITLE SCREEN and the DATA LOAD screen will appear. To begin game play from the stage you last ended, select YES with the cursor and press the A BUTTON. (See p. 4 for more details.)

BASIC MOVES

Basic Moves and Attacks

※ All movements are shown for when the character is facing right.

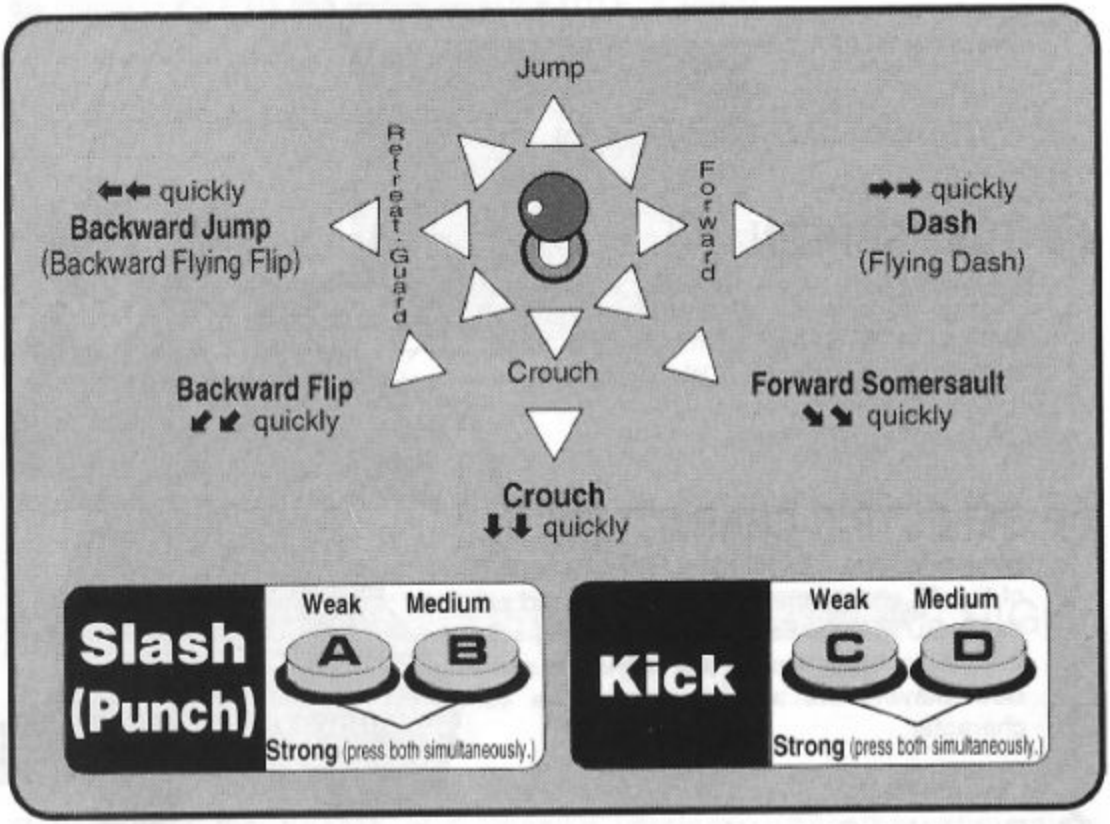

CROSSED SWORD CRUNCH

When locked in the Crossed Sword Crunch, press the A or B Buttons repeatedly. Moving the lever forward allows you to push your enemy. There are a number of ways to end the Crossed Sword Crunch...

...like knocking the sword out of your opponent's hands and kicking him into the Industrial Revolution!



SWORD SNAG

With the right combination, you can stop your opponent's sword with you bare hands! Enter the command below before your opponent slashes you down.

When your opponent strikes, turn the joystick ← ↙ ↓ ↘ → to catch the sword.



FEINT DASH

← ← →

Feinting a backward jump, enter dash forward to strike!

When jumping back, push the Joystick forward and...

...dash forward to strike!



THE RAZ POSE

Move back from your opponent and choose from two ways to raz your opponent. Push down the A or C BUTTONS, or the B or D BUTTONS for two different types of razzing. (Razzing your opponent has no effect on RAGE GAUGE levels).



HOPPING

Press B & C simultaneously

Avoid opponent's attack to your lower body by hopping timely.

2-PLAYER BATTLES

Connect two controllers to the console and push the START BUTTON on both of them to revel in the 2-Player Battle Mode. To begin 2-Player Battles during the 1-Player mode, push the start button on the controller not in use.

CONTINUE PLAY

If you lose a battle, the Continue Countdown will appear. If you wish to continue play, press the START BUTTON before the counter reaches "0." If the counter reaches "0," the GAME OVER message will appear and the 1-Player game will continue.

ITEMS AND THE EDO EXPRESS DELIVERY MAN

During game play, the Edo Express Delivery Man will speed by in the background. He will drop or lob two types of items--MEAT that restores power and EXPLOSIVES that reduce power. The Edo Express Delivery Man giveth and taketh away.



POWER ITEMS

Basically consist of meat, meat, and meat in three sizes--big, small, and legs. The bigger the piece of meat, the more power returns. Logical, huh?

DANGEROUS BOMBS

Different from the safe types, these babies may toast your tootsies. If you can't get out of the way, push the CONTROL LEVER backward to effect the Guard position to protect yourself from damage.



THE RAGE GAUGE

As your character is attacked, you will notice that the RAGE GAUGE at the bottom of the screen will steadily increase. Once your gauge reaches full, your character will blaze red and his attack power will increase. If you plan your attacks right, you can really send your opponent spinning with the lethal METHODS OF MAYHEM.

※ Your length of rage may vary with the character you choose. Further, if the round ends while your character is in a rage state, this will briefly carry over into the following round. If so, hit 'em hard and hit 'em low, hit 'em...well, you've heard this before.



Enter your command → and watch that life meter sink. What a comeback! A Cinderella story of Samuraidom!!!

WEAPON SMASH WAZA (Move)

When your RAGE GAUGE is full, use this sweet little command listed below to destroy your opponent's weapon and send him or her spinning (sometimes even in two halves!). Should your weapon be destroyed, the umpire (the guy in black in the background) will toss you a new weapon after awhile. What a guy!

※ You can set the special WEAPON SMASH WAZA in the OPTION mode (see p.8).

BATTLE RULES

"Okay Dude-sans, you know the drill. Matches consist of 3 rounds. The winner of 2 rounds wins the match. I make all the rules and decide who wins. Now get out there, and let's see some gore! Just a few more things...

"If your life meter reaches 0, you lose. You're also dead.

◆

"If none of the contestants succeeds in slicing his/her opponent silly, the one with the most power remaining wins.

◆

"If none of the above conditions are fulfilled, the contest ends in a draw.

◆

"If a winner is still not decided within 3 rounds, a sudden death round will be conducted. And guess who gets to clean up!



"That's the end of the story. What are you waiting for?"

The Umpire

CHARACTERS AND METHODS OF MAYHEM

HAOHMARU



覇王丸 (はおうまる)

"You're a crazy one, Haohmaru. You may just poke an eye out if you don't watch it," warned his master, Caffeine Nicotine. After sharing a vat of sake with his master, the young student departed to make his way in the world. He searches for the Dreaded One who thirsts for the soul of this young warrior. "Butchery would be my middle name if I had been given one!"

Crescent Moon Slash
➡↙⬇↘ + SLASH
Cyclone Slash
⬇↘➡ + SLASH
Resshin Zan
➡⬇↘ + KICK
Sake Blast
⬇↙⬅ + A

Super Cyclone Slash: ⬇↘⬅ + KICK

Weapon Smash Waza:
Flame of the Conqueror
➡↘⬇↙⬅➡ + A

※All commands are for when the character faces right.
※As with all characters, some commands can not be used when the character has no weapon.

CHARACTERS AND METHODS OF MAYHEM



KIBAGAMI GENJURO

Haohmaru's fellow student under the guidance of Nicotine. Said the master, "He sure is tough, but one of these days he may just poke an eye out if he doesn't watch it!" A prized student, his ambitions turned to evil and he now seeks to prove his dark powers to Haohmaru and his former master. "It's the rule of the samurai: "Those who cut, cut; Those who can't make good sausage."

Flash of the Phoenix
➡ ⬇ ↘ + SLASH
Cherry Blossom Mincer
⬇ ↙ ⬅ + SLASH
Blast of the Beast
⬇ ↘ ➡ + SLASH three times

Weapon Smash Waza:
Five Senses Barrage
➡ ↘ ⬇ ↙ ⬅ ➡ + A

CHAM CHAM



チャムチャム

The brave fisherman's daughter who searches for her village's prized treasure, the invaluable "Wan Thatta Gottaway" gem, also known as the Danjil Stone. Its magical powers are needed to bring back the fecund sea waters which now splash barren of marine life. "I'll come back with the stone, and it'll be about this big...well, maybe this big. But you should have seen the one that got away!" A true fishing maiden.

Boomerang Gut Buster
↓↘→ + SLASH
Boomerang Beheader
↓↙← + SLASH
Flying Lure Snag
↓↘→ + KICK
Moolie Munch Munch
→↘↓↙← + D

Munch Munch Muskie: →↘↓↙← + C
Piranha Chomp Chomp: →↘↓↙← + CD



Weapon Smash Waza:
Metamolie Animal Attack
→←↙↓↘→ + A

CHARACTERS AND METHODS OF MAYHEM



CAFFEINE NICOTINE

Exterminator of the dreaded melon demons who terrorized Sapporo in the early 1600s, this Master of Bushi travels the Japanese countryside preaching the joys of Buddha and a steady diet of prunes. Haohmaru's beloved teacher now joins him in the battle against evil. "I just hope he doesn't poke my eye out!"

Cane Swirl Cutter
while Jumping,+ ↙⬇↘ ➡+ KICK
Choker Chain Cane Bang
➡↘⬇↙⬅+ SLASH
Exorcist Charm Slice
⬇↘➡ + SLASH
Fires of Fecundity
⬇↘➡ + KICK

Curse of Crunch: ⬅⬇↙ + A B

Weapons Smash Waza: Underworld Pummeler
➡⬅↙⬇↘➡ + D

CHARACTERS AND METHODS OF MAYHEM



ナインハルト・ズィーガー

NEINHALT SIEGER

Europe's terrifying leader of the "Knights of the Red Lion Knight," Neinhalt seeks to single-handedly destroy the enemies of his revered Emperor Heinrich. A true patriot to the last, says Sieger, "I fight with loyalty toward my emperor and hate toward my enemies. I will win, even if I have to poke someone's eye out!"

①Tigerkopf
↓↘→ + C
②Falkennagel
↓↘→ + B
③Elefantglied
→↘↓↙←+ A

Deliver ①、② and ③ successively.
Blitz Jaeger: →↘↓↙← + KICK
Vulcan Weinen: ↓↘→ + A repeatedly
Wolf fangen: →←↙↓↘ + AB
Fire Storm: ↘ + BC

Weapons Smash waza:
Operation Tiger
→↘↓↙←→ + CD

※Push A repeatedly after executing the Vulkan Weinen for "Vulkan Drucken."
Tap A further for "Vulkan Explosion.

CHARACTERS AND METHODS OF MAYHEM



KYOSHIRO SENRYO

"I will have your spirit," said the crazed Kabuki student before Kyoshiro resorted to the unspeakable and poked out his eye. A promising student, Kyoshiro searches for the demon who possessed the lad. This master of Kabuki movements is a formidable adversary and lies in wait for demons who seek to destroy the clan of Kabuki. "If you can take my sole, try it. But remember, I'm not getting small. It is the theater that is!"

Kabuki Swirl
↓↙← + SLASH
Flying Lion's Tale
↓↙← + KICK
Dance of Fire
↓↘→ + SLASH
Swirling Dance of the Demon
→↓↘ + SLASH

Blood Mist Slice: (At top of jump, ↓ + A B)

Weapon Smash Waza:
Flesh Flail Dance of Kyoshiro
→←↙↓↘→ + C

CHARACTERS AND METHODS OF MAYHEM

JUBEI YAGYU



柳生十兵衛 (やぎゅうじゅうべえ)

Master of Monster Removal for his majesty Tokugawa, Jubei roams the realm searching for evil. He searches for the dreaded phantom, Masayuki, who knows no boundary of treachery and hooliganism. Says the mighty Yagyu, "Sure, my eye was poked out, but I would poke out my other eye just to work for my lord!." Definitely in need of a vacation, Yagyu fights on, and on...and on.

Sabre Thrash
SLASH button repeatedly
Tsunami Saber
⬇ ⬅ ↘ + SLASH
Geyser Thrust
⬇ ↘ ➡ + SLASH
Yagyu Shingantou
⬇ ↙ ⬅ ➡ + A

Weapon Smash Waza:
Shooting Star Swipe
➡ ↘ ⬇ ↙ ⬅ ➡ + C

CHARACTERS AND METHODS OF MAYHEM



服部半蔵 (はっとりはんぞう)

HANZO HATTORI

Able to save his son from the clutches of the evil Amakusa, he searches for the boy's soul, still lost in the shadowy netherworlds. To steal back his son's spirit, he must first find the dark master and then strike him down. "I will save the soul of my son, even if it takes poking my eye out!"

New Reppu Shuriken
while jumping, ←↙↓↘ + SLASH
Ninja Dragon Fire
→↘↓↙ + SLASH
Ninja Teleportation Jig
→↘↓↙← + B C D
Ninja Teleportation
when hit, press B C D

Shrike Dash: move near opponent and →↓↘ + KICK
Ninja Multiplier: →←↙↓↘→ + A or B
Triangle Jump: at screen edges push Joystick in opposite direction

Weapon Smash Waza: Squeeze of Heaven
→↘↓↙←→ + D

CHARACTERS AND METHODS OF MAYHEM

UKYO TACHIBANA



Ukyo has found out that his lethal flower blossoms are not the genuine "Lucifer's Lotus." Realizing that these flowers only grow in the Netherworld, he seeks to harvest a new crop of these instruments of death. Says the philosopher of swordsmanship, "Candy is dandy, but Lucifer's Lotuses are unbelievable!"

Snowfall Slash
↓↙← + SLASH
Swallow Swipe
while jumping, ↙↓↘→ + SLASH
Afterimage Attack
↓↘→ + KICK
Snowfall Kick
↓↙← + KICK

Weapon Smash Waza:
Swallow Super Slash
→←↙↓↘→ + AB

CHARACTERS AND METHODS OF MAYHEM



ナコルル

NAKORURU

This damsel of Diana often stands travels to the center of her countries deep forest to commune with Nature. Recently, the voice of Nature has not been too positive. Indeed, it has been silent. "The very soul of Nature has been stolen!" screams Nakoruru as she speeds on her journey to the Netherworld with her trusty falcon friend, Mahaha.

Annu Mutsube
←↙↓ + SLASH
Lela Mutsube
→↘→+ SLASH
Kamui Ryuse
↓↙← + SLASH
Amube Yatoro
→↘↓↙← + SLASH

Mahaha Flight: ↓↙←+ C
Yatoru Bokku: while flying, ↓ or ↘ or ↙ + A B C or D
Kamui Mutsube: while flying, N+ SLASH
Mahaha Call: ↓↙← + C or →↘↓↙← + SLASH
Triangle Jump: at screen edges push Joystick in opposite direction.

Weapon Smash Waza:
Irusuka Yatoro Lise
→←↙↓↘→ + A

CHARACTERS AND METHODS OF MAYHEM



不知火幻庵 (しらぬいげんあん)

GENAN SHIRANUI

Seriously wounded after a heated battle, Genan made a deal with the King of the Netherworld. "I am yours if you only save me and make me stronger." Now serving as master of the dark legions, Genan's name has become synonymous with terror, and his restless sole still is restless. "I will become King of the Netherworld," hisses the ambitious Genan.

Poison Cloud Puff
↓↘→ + SLASH
Slaughter House Tumble
→↓↘ + SLASH
Blood Grip
→↘↓↙← + SLASH
Super Shedder
when hit, press B C D

Triangle Jump: at screen edges push Joystick in opposite direction.

Amazing Shedder: ↘↓↙ + B C D

Weapon Smash Waza:
Magic Diving Claw
→↘↓↙←→ + AB

CHARACTERS AND METHODS OF MAYHEM



アースクエイク

EARTHQUAKE

The heinous bandit Earthquake continues his pillaging and violation of the countryside. Promised a king's ransom in gold by a dark figure, he has turned his profession to hired assassin. This gigantic ninja is a master of the art; even with his tremendous size, he can crawl into any space, enter any securely locked room and terminate the lives of his victims.

"It's not just a job," says the giant, "it's an adventure...a well paying adventure. Kyah, kyah, hah!"

Fat Bound
while jumping, ↓ + KICK
Fat Chainsaw
push SLASH repeatedly
Fat Press
↓↙← + SLASH
Fat Copy
→←↙↓↘→ + A or B

Fat Replicator Attack: →↘↓↙← + BCD

Fat Triangle Jump: at screen edges push Joystick in opposite direction.

Weapons Smash Waza:
Earth Crunch
→←↘↓↙→ + CD

CHARACTERS AND METHODS OF MAYHEM

CHARLOTTE



シャルロット

The lady knight and artisan, Charlotte commissioned her court magician and artist to lock the soul of the evil Amakusa in a priceless wall mural. However, the artist was possessed and produced a painting containing a hideous creature of ungainly power. The painting sends chills down Charlotte's spine: "As phrophesied, our next battle will involve the dreaded Ambrosia...."

Power Gradation
↙↓↘ + SLASH
Splash Fount
SLASH button repeatedly
Tri-Slash
→↓↘ + SLASH

Weapon Smash Waza:
Splash Gradation
→↘↓↙←→ + B

CHARACTERS AND METHODS OF MAYHEM

WAN FU



One day, a disfigured prophet appeared before the Chinese warlord. "Your dream of a unified empire is before you, King Wan Fu." With these words, the king swooned. "The Egg of Achilles," muttered the monarch and sped off on his next journey to find the resources to unify China.

New Confucious Thunder Bomb
↓↙← + SLASH
Confucious Slash
→↓↘ + SLASH
Confucious Swipe
↓↘→ + SLASH
Exploding Confucious
↓↙← + C D

Weapon Smash Waza:
Wrath of God Blowout
→←↙↓↘→ + B

CHARACTERS AND METHODS OF MAYHEM

GALFORD



ガルフォード

Galford's ninja acquaintances have taken to performing unimagineably evil deeds. The American ninja sets out to find what evil hand controls the souls of his brothers in arms. "I fear the chapter of Amakusa has not yet drawn to an end," he mutters. "Perhaps an even more terrible adventure lies ahead. Come, Poppy."

Plasma Blade
↓↘→ + SLASH
Rush Dog
↓↙← + SLASH
Machine Gun Dog
↓↙← + C
Replica Dog
↓↙← + D

Strike Heads: →↓↘ + KICK
Shadow Copy: → ← ↙↓↘→ + A or B
Rear Replicator Attack: →↘↓↙← + BCD
Head Replicator Attack: when hit, push B C D
Triangle Jump: at screen edge push Joystick in opposite direction

Weapon Smash Waza:
Mega Strike Dog
→↘↓↙← → + D



...the curtain fell on the second act...seemingly happily...

AVISO

Para que pueda disfrutar mas de este y otros video juegos - NEO·GEO, recomendamos a que sigan las siguientes sugerencias.

●Asegúrese de tomar un descanso por lo menos una vez cada hora. Cuando este muy cansado u enfermo, es mejor que no juegue hasta que se recupere.

●Asegúrese de jugar en un lugar bien iluminado y a una buena distancia del monitor del televisor.

[AVISO DE EPILEPSIA]

POR FAVOR DE LEER ANTES DE JUGAR EL SISTEMA NEO·GEO

La percepción de ciertos patrones de luces artificiales, patrones de luces brillantes o patrones de sonidos auditivos, comúnmente encontrados en nuestro medio ambiente, visto u escuchado por una pequeña parte de la población, puede conducir a un ataque epiléptico. Si tiene una condición epiléptica, por favor de consultar con su médico antes de jugar video juegos. Individuos que nunca antes han pasado por una experiencia epiléptica, pudiera tener una condición epiléptica nunca antes detectada. Si usted experimenta algunos de los siguientes sintomas mientras juega video juegos, consulte con su médico ; contracciones musculares involuntarios, ataques auditivos, alteración de visión, confusión mental, desorientación y convulsiones.

WARNUNG

Um den größtmöglichen Spielspaß mit diesem oder anderen NEO-GEO-Videospielen zu erlangen,möchten wir Sie bitten die nachfolgenden Hinweise unbedingt zu beachten!!!

●Stellen Sie sicher, daß Sie nach jeder Spielstunde eine Spielpause einlegen! Wenn Sie übermüdet oder krank sind, ist es ratsam von dem Spielen eines Videospieles abzusehen, bis Ihr Körper sich regeneriert hat!

●Stellen Sie sicher, daß Sie Videospiele in einer hellen Umgebung und einem gesunden Abstand zum TV-Bildschirm spielen!

[EPILEPSIE - WARNUNG]

Bitte lesen Sie dies bevor Sie mit dem NEO-GEO-System spielen!!

●Die geistige Wahrnehmung von gewissen blitzenden Lichtmustern, grellen Lichtmustern oder hörbaren Schallmustern, welche im Allgemeinen in unserer alltäglichen Umgebung zu finden sind, können betrachtet oder gehört bei einem kleinen Teil der Bevölkerung zu epileptischen Anfällen führen. Sollten Sie Epileptiker sein, konsultieren Sie bitte erst Ihren Arzt bevor Sie Videospiele spielen! Menschen, welche bisher keine Erfahrung mit Anfällen hatten, haben womöglich eine bisher unerkannte Neigung zu epileptischen Anfällen. Sollten Sie irgendwelche der nachfolgenden Symtome während des Spielens mit Videospielen bei sich oder anderen bemerken, konsultieren Sie bitte sofort Ihren Arzt : unkontrollierte Muskelzuckungen, Hörstörungen, Sehstörungen, geistige Verwirrung, Desorientierung, Krämpfe und Zuckungen!



★ All rights reserved. No portion of the contents may be reproduced, transmitted, distributed, rented or resold in any form. Unauthorized reproduction is a violation of applicable laws and is subject to criminal prosecution.
★★ SNK and NEO·GEO are registered trademarks of SNK.

S-9410

NGH-063
MADE IN JAPAN
© SNK 1994

NEO GEO
ADVANCED ENTERTAINMENT SYSTEM

SNK